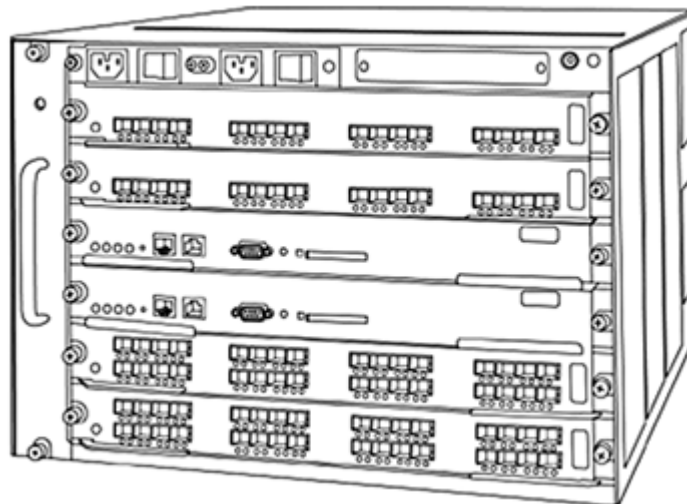


Overview

The HP C-series SN8000C Directors deliver many unique innovations for constructing powerful, large scale storage networks. With these innovations, users can build highly scalable, always available, high performance storage network solutions with comprehensive security and unified management. The SN8000C Directors have multiple layers of intelligence, including multi-protocol support (Fibre Channel, iSCSI, FCIP, and FCoE), Virtual SANs (VSANs), embedded diagnostics and role-based security.

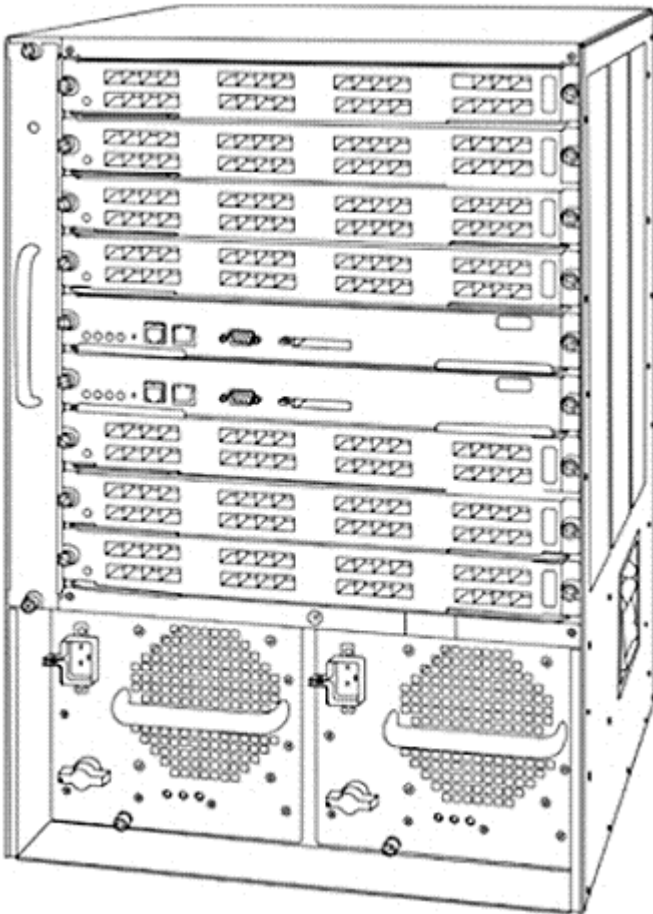
The SN8000C Directors deliver industry-leading scalability and performance (up to 8.4 Terabits per second internal system bandwidth), high port density (up to 528-ports in an SN8000C 13-Slot Director) and high availability to lower TCO and enable integrated SAN infrastructures. HP delivers the SN8000C Directors with high availability features inherent in the design. The base units include a 6, 9 or 13 slot modular chassis with dual supervisor 2A modules and power supplies to help ensure smooth, continuous operation and non-disruptive upgrade capability. The SN8000C 13-Slot Director also includes dual Fabric3 Modules making even the backplane fabric both redundant and hot-swappable, thereby taking fabric availability to a higher plane. The open expansion slots of the SN8000C Directors can be filled by optional MDS 9000 Family Modules, which include 32 and 48 port 8Gb Advanced Fibre Channel Modules. Lastly, the SN8000C Directors can be populated with the 4-port 10Gb Fibre Channel Module as well as an MDS 9000 18/4 MultiServices Module with 18, 4Gb FC ports, 4, 1Gb IP ports and a cryptographic processing engine enabling integrated Fibre Channel, FCIP and iSCSI operation. In addition, the 18/4 Multi-Service Module will increase the speed of data transfer across a MAN or WAN environment resulting in better data replication and backup performance. Most MDS 9000 modules are interchangeable across SN8000C, providing a smooth migration path, common sparing and investment protection.

Layered, intelligent features also include integration with fabric-based applications to fabric-wide services for a wide range of solutions for business continuance, storage virtualization, network assisted backup and information life cycle management.




SN8000C 6-Slot Director w/Dual Supervisor 2A

Overview



SN8000C 9-Slot Director w/Dual Supervisor 2A



SN8000C 13-Slot Director w/Dual Supervisor 2A

Key Features and Benefits

- **Reduced Total Cost of Ownership (TCO) for SAN Infrastructure**
 - Enables storage consolidation, simplified management of SAN environment
 - Integrates Fibre Channel, iSCSI, and FCIP in one system
- **High Port Density**
 - 12-528 Fibre Channel ports (auto-sensing 8/4/2 Gb) in single chassis
 - Up to 1,584 ports in standard rack (42U)
- **Scalable**
 - Supports throughput up to 160Gb in a single PortChannel 'ISL Trunk'
 - Offers 12 to 528 Fibre Channel ports in a single chassis
 - SN8000C 6-Slot Director supports up to 192 ports
 - SN8000C 9-Slot Director supports up to 336 ports
 - SN8000C 13-Slot Director supports up to 528 ports
- **Highly Available**
 - Redundant power supplies, Supervisor 2A's, Fabric Modules and fans for high availability
 - Hot-swappable SFP optical interface modules, fan modules, and power modules. Hot software code loads are also used

Overview

to maintain constant operation.

- Supplies 1.44 up to 8.4 Terabits/sec total internal throughput with dual fabrics

- **Interoperable**

- Broad range of HP servers and operating systems
- Disk and tape storage devices
- Common architectural platform across all SN8000C and MDS9000 family products
- SN8000C Directors and HP C-series MDS 9222i Fabric Switch use interchangeable MDS 9000 Series port modules

- **Integrated Management**

- Embedded Device Manager
- Cisco Data Center Network Manager
- Integration with Cisco Works Resource Manager Essentials (RME)

- **Hardware Assisted Encryption Security**

- On-board crypto processing engine supports secure IEEE standard Advanced Encryption Standard (AES) 256-bit algorithms, to encrypt data transported over IP networks or to be stored on tape.
- IPsec for Data in Transit over IP networks

- **Comprehensive network security framework**

- Supports RADIUS and TACACS+, Fibre Channel Security Protocol (FC-SP), Secure File Transfer Protocol (SFTP), Secure Shell (SSH) protocol, Simple Network Management Protocol Version 3 (SNMPv3) implementing Advanced Encryption Standard (AES), VSANs, hardware-enforced zoning, ACLs, and per-VSAN Role-Based Access Control (RBAC). Additionally Gigabit Ethernet ports support IPsec authentication, data integrity, and hardware-assisted data encryption.

Product Highlights

SN8500C Director

Supports from 12 to 528 auto-sensing 8/4/2 Gb Auto-Sensing Fibre Channel ports, from 2 to 44 1Gb Ethernet ports (user configurable for iSCSI or FCIP), up to 24 10Gb SFP+ ports with each of the Advanced FC Modules and up to 10, 10Gb Fibre Channel Modules in a single chassis and up to 1,584 Fibre Channel ports in a single rack.

Network-based Intelligent Storage Applications

- Fabric-based Storage Virtualization
- Network Assisted Back-up
- Data replication

Security

- Supports role-based access control, VSANs, hardware-enforced Zoning, FC-SP, ACLs, RADIUS authentication, SNMPv3, SSH, SFTP, IPsec and encryption.
- IEEE standard Advanced Encryption Standard (AES) 256-bit algorithms

High Performance

- 1.44 or 8.4 Terabits/sec total internal system throughput
- 10Gb Fibre Channel
- Port Channels up to 160Gb for Inter-switch Links (ISLs)
- Supports data compression

Intelligent network services

- Virtualization
- Data replication
- Network-Assisted Back-up IP and FC network acceleration Virtual SANs (VSANs and Inter-VSAN routing)
- PortChannels
- Quality of Service (QoS)
- Management Security
- Embedded Diagnostics

High Availability

- Hot code loads and non-disruptive software upgrades
- Stateful process restart/failover
- Redundancy of all major components
- Hot swappable components including switch fabric

Multiprotocol/ Multi-transport

The multilayer architecture of the SN8000C Directors enable a consistent feature set over a protocol agnostic switch fabric; seamlessly integrates 8/4/2 and 10-Gb Fibre Channel, iSCSI, and FCIP in one system. Flexible architecture allows integration of future storage protocols.

Embedded Diagnostics

Provides industry-first intelligent diagnostics, including Fibre Channel ping and trace route, SPAN, protocol analysis and decoding, Zone and VSAN merge analysis, and integrated Call Home capability.

Product Highlights

Port Channels

Allows users to aggregate up to 16 physical links into one logical bundle. The bundle can consist of any port in the chassis, ensuring that the bundle remains active in the event of a port, ASIC, or module failure. The bundle can sustain the failure of any physical link without causing a reset. Additionally, Fabric Shortest Path First (FSPF) multipath provides the intelligence to load balance across up to 16 FC equal cost paths and, in the event of a switch failure, to dynamically reroute traffic.

Access Control

- Hardware-based intelligent frame processing
- VSAN-based access control
- Role based access control within VSANs
- Hardware-enforced zoning

Traffic management

- Fibre Channel Congestion Control (FCC)
- Fabric-wide QoS
- Egress-based CoS enables granular control of bandwidth allocation
- CoS-based buffer credit allocation
- Fibre Channel Write Acceleration

Management modes

- Cisco MDS 9000 Family Command Line Interface (CLI)
- Cisco Device Manager
- Cisco Data Center Network Manager
- Integration with Cisco Resource Manager Essentials (RME)
- Optional HP StoreFabric Data Center Network Manager Package

Interoperability

Offers compatibility with a broad range of HP servers and operating systems, as well as disk and tape storage devices.

Product Family Models

- HP SN8000C 13-Slot Supervisor 2A Fabric3 Director
 - Intelligent, multi-protocol 13-slot Director with up to 528 Auto-Sensing 8/4/2 Gb Fibre Channel ports in a single chassis. Also, the 32-port 8Gb Advanced Fibre Channel modules and the included Fabric 3 modules provide up to 352 ports of full 8Gbps line-rate performance across all ports.
- HP SN8000C 9-Slot Supervisor 2A Director
 - Intelligent, multi-protocol 9-slot Director with up to 336 Auto-Sensing 8/4/2 Gb Fibre Channel ports
- HP SN8000C 6-Slot Supervisor 2A Director
 - Intelligent, multi-protocol 6-slot Director with up to 192 Auto-Sensing 8/4/2 Gb Fibre Channel ports
- HP StoreFabric SN8500C 8-slot 16b FC Director
 - Intelligent, multi-protocol 8-slot Director with up to 384 16/8/4 Gb Fibre Channel ports in a single chassis.
- HP MDS 9222i Multilayer Fabric Switch
 - Intelligent, multi-protocol modular Fabric Switch with eighteen fixed 4Gb Fibre Channel ports, four fixed 1Gb Ethernet ports, a four port FCIP software license and an open modular expansion slot for up to forty-eight 48 additional Fibre Channel ports or 10Gb Fibre Channel ports for Inter-Switch Links
- HP SN6000C 8Gb Fabric Switch

Product Highlights

- With up to 48 Auto-Sensing 8/4/2/ Gb Fibre Channel ports
- "Pay as you grow" scalability starting at 16 ports
- Cisco MDS 8Gb Fabric Switch for HP BladeSystem c-Class
 - With up to 24 Auto-Sensing 8/4/2 Gb Fibre Channel ports
 - "Pay as you grow" scalability starting at 12 ports

Software Components, Standard

NX-OS New MDS 9000 NX-OS replaces SAN-OS and delivers numerous advanced storage networking capabilities for the Cisco MDS 9000 Family of Multilayer Intelligent Directors and Fabric Switches including new 8Gb Fibre Channel support. The SN8000C Directors with Supervisor 2As now ship all with NX-OS 5.x or higher.

Cisco Data Center Network Manager Cisco Data Center Network Manager is a responsive, easy-to-use Java application that simplifies management across multiple switches and fabrics. Cisco Data Center Network Manager enables administrators to perform vital tasks such as topology discovery, fabric configuration and verification, LUN security, monitoring, and fault resolution. All functions are available through a secure interface, which enables remote management from any location. Cisco Data Center Network Manager may be used independently or in conjunction with third-party management applications. Cisco provides an extensive API for integration with third-party and user developed management tools.

Software Components, Optional

HP MDS 9500 Enterprise Package Cisco MDS switches have a set of advanced traffic engineering and advanced security features that are recommended for all Enterprise SANs. These features are bundled together in a management application called the HP MDS 9500 Enterprise Package (for the SN8000C Directors).

HP StoreFabric Data Center Network Manager Package The "Standard" Cisco Data Center Network Manager software that is included at no charge with the SN8000C Directors provides basic switch configuration and troubleshooting capabilities. HP's C-series StoreFabric Data Center Network Manager (DCNM) for SN8000C Directors extends Cisco Data Center Network Manager by providing historical performance data collection for network traffic hot-spot analysis, centralized management services and advanced application integration.

Cisco MDS 9500 Family Mainframe Package The Cisco MDS 9500 Family Mainframe Package is a comprehensive collection of features required for using the SN8000C Directors in mainframe storage networks, including FICON protocol and CUP management, switch cascading, fabric binding, and intermixing. These features are available through the Cisco MDS 9500 Mainframe FICON Security License To Use (LTU).

Service and Support and Warranty Information

Warranty

(2-2-2) Hardware Warranty - Two-year on-site warranty, 24x7, 4-hour remote response, installation not included.

NOTE: The hardware warranty covers firmware and embedded non-saleable software. Saleable software carries its own warranty; see below.

Software Warranty - HP warrants only that the software media will be free of physical defects for a period of ninety (90) days from delivery.

EXCLUSIVE REMEDY: The entire liability of HP and its suppliers and your exclusive remedy for software that does not conform to this Limited Warranty shall be the repair or replacement of the defective media. This warranty and remedy are subject to your returning the defective media during the warranty period to HP in the country in which you obtained the software.

NOTE: The hardware warranty covers firmware and embedded non-saleable software. For hardware installation information, click the link below:

www.hp.com/services/deployment

NOTE: Certain restrictions and exclusions apply. Consult the Customer Support Center for details.

Hardware or Software product installation is not included in the warranty, but is available and highly recommended.

Service and Support

Services to accelerate time to results

HP Storage Services bring you a rich portfolio of consulting and support services designed to add value to our core storage products and solutions. We have the know-how and experience to put storage technology to work for you. We work closely with you as your strategic partner, leveraging our full services portfolio to make sure that everything works to optimize your enterprise.

Choose from services aligned to our storage product offerings and lifecycle. From mission-critical onsite services to innovative web-based remote support, you choose the precise level of attention and support your business demands.

Discover, plan, and design Choose from a rich portfolio of services to make the most of HP SN8000C Directors so you can efficiently and affordably consolidate, manage, and extract value from unstructured data.

HP Services can help you discover needs and create a plan for simplifying the environment, reducing risk, and maximizing your storage investments

HP Storage Efficiency Analysis: The HP Storage Efficiency Analysis provides customers with a view of their storage infrastructure and operating environment; highlighting recommendations for improvements. The report provides extensive insight about the existing storage environment, opportunities for efficiency gains, asset aging and replacement through interaction with key decision makers.

<http://h20195.www2.hp.com/V2/GetPDF.aspx/4AA3-6727ENW.pdf>

HP Storage Impact Analysis (SIA): The HP Storage Impact Analysis service provides a 2-4 week discovery engagement with executive summary presentation. The goal of this service is to help provide customers guidance on storage related issues and develop remediation plans.

<http://h20195.www2.hp.com/V2/GetPDF.aspx/4AA4-1174ENW.pdf>

Service and Support and Warranty Information

HP Storage Modernization Service: The HP Storage Modernization service is a 4-6 week service that defines the customer's envisioned target storage environment based on a proven solution design methodology. HP architects will quickly perform tool-assisted automatic discovery and facilitate a two-day strategy workshop with all key stakeholders involved in the storage infrastructure initiative.

<http://h20195.www2.hp.com/V2/GetPDF.aspx/4AA3-4620ENW.pdf>

Deploy and integrate

We can help you configure, set up, and efficiently use your HP SN8000C Directors, as well as help migrate data, improve capacity utilization, and establish information management standards used across backup, replication, and archiving needs.

HP Enhanced Implementation Service for SANs – Select this service for complete design and implementation support for Fibre Channel, FCoE, FCIP, SAS, and iSCSI SAN connectivity components.

<http://h20195.www2.hp.com/V2/GetPDF.aspx/5981-8527ENW.pdf>

HP Storage Data Migration Services – End-to-end data migration service providing seamless discovery, assessment, planning, and design, completely customizable to your organization's storage area network or network attached storage environment and using innovative software to help you migrate to HP storage quickly and efficiently.

<http://h20195.www2.hp.com/V2/GetPDF.aspx/4AA3-0774ENW.pdf>

HP Storage and Data Consultant Residency Service – Strategic augmentation of your current environment with HP resources who become your trusted advisor to provide answers that are right for your storage and backup environment.

<http://h20195.www2.hp.com/V2/GetPDF.aspx/4AA3-9481ENW.pdf>

HP Proactive Select – A flexible way to purchase services to fit your environment with an extensive menu of HP Proactive Select event and technical services, such as onsite firmware upgrades, health checks, assessments, and education.

<http://h20195.www2.hp.com/V2/GetPDF.aspx/4AA2-3842ENW.pdf>

Operate and support

Choose the right support to maximize uptime, free up your resources, and achieve improved value—as you get the most out of the existing IT assets while accelerating time-to-revenue.

HP Proactive Care 24x7 – Hardware and software support services designed specifically for your technology with rapid access to Advanced Solution Center Specialists plus firmware and software management and best practice advice.

<http://h20195.www2.hp.com/v2/GetPDF.aspx/4AA3-8855ENW.pdf>

HP Proactive Care Personalized Support – An option - if you have HP Proactive Care - to bring increased personalization of the Proactive Care support experience through the assignment of an Account Service Manager (ASM) who provides IT best practice advice to help address IT issues and projects.

<http://h20195.www2.hp.com/V2/GetPDF.aspx/4AA4-3446ENW.pdf>

HP Foundation Care 24x7 – HP Foundation Care 24x7 connects you to HP around the clock for assistance on resolving issues with hardware onsite response within four hours and software call back within two hours after opening your case.

<http://h20195.www2.hp.com/V2/GetPDF.aspx/4AA4-0226ENW.pdf>

HP Education Services - Comprehensive training for new, as well as experienced, storage administrators

Service and Support and Warranty Information

designed to expand your skills and keep you up to speed with the latest storage and virtualization technology from HP Storage. <http://education.hp.com/curr-storsan.htm>

Choose from three levels of operate and support care

Optimized Care - Delivers the highest levels of performance and stability through deployment and proactive management practices

HP Proactive Care 24x7-Plus, 20 credits per year

Additional options - HP Proactive Care Personalized Support (once per Proactive Care support new environment), an additional day of HP Personalized Support, and 10 additional HP Proactive Select credits per year.

Standard Care - maintains high level of uptime, along with expert help to cut the cost and complexity of implementation and support

HP Proactive Care 24x7-Plus, 10 credits per year

Additional options - HP Proactive Care Personalized Support (once per Proactive Care support new environment), an additional day of HP Personalized Support, and 10 additional HP Proactive Select credits per year.

Basic Care - Minimum recommended support

HP Foundation Care 24x7

Additional options - 10 HP Proactive Select credits per year

For more information

www.hp.com/services/storage

To learn more on HP Storage Services, please contact your HP sales representative or HP Authorized Channel Partner.

HP Care Pack Services are sold by HP and HP Authorized Service Partners:

- Services for customers purchasing from HP or an enterprise reseller are quoted using HP order configuration tools.
- Customers purchasing from a commercial reseller can find HP Care Pack Services at www.hp.com/go/lookuptool

QuickSpecs

HP SN8000C Directors (MDS 95xx), HP C-series Family

Family Information

	HP StoreFabric SN8500C 8-slot 16Gb FC Director	HP SN8000C 13-Slot Supervisor 2A Fabric3 Director	HP SN8000C 9-Slot Director w/ Dual Supervisor 2A	HP SN8000C 6-Slot Director w/Dual Supervisor 2A	HP MDS 9222i	HP SN6000C 8Gb Fabric Switch	Cisco MDS 8Gb Fabric Switch for HP BladeSystem c-Class
Introduction Date	August 2013	May 2012	May 2011	May 2011	November 2007	June 2010	November 2010
Switch Type	Multilayer Director	Multilayer Director	Multilayer Director	Multilayer Director	Multilayer Fabric Switch	Multilayer Fabric Switch	Embedded Fabric Switch
Maximum ports	384 Fibre Channel	528 Fibre Channel, 44 IP ports	336 Fibre Channel, 28 IP ports	192 Fibre Channel, 16 IP ports	18 fixed auto-sensing 4/2/1 Gbps Fibre Channel ports, 4 1Gb Ethernet ports	Up to 48 Fibre Channel ports	16 Internal, 8 auto-sensing 8/4/2 Gb Fibre Channel ports
Number of slots per chassis	Eight	Thirteen	Nine	Six	Two, One fixed	N/A, Fixed FRU	N/A, Fixed FRU

For additional switch support information, refer to the C-series FC Switch Connectivity Stream on the Single Point of Connectivity Knowledge (SPOCK) website at: <http://www.hp.com/storage/spock>

Configuration Information

Step 1 - Base Configurations

Select one:

Model	Part Number
HP SN8000C 13-Slot Supervisor 2A Fabric 3 Director NOTE: Base unit includes a 14U, thirteen slot chassis, fans, dual supervisor 2A modules, dual Fabric3 modules, dual 6000W AC power supplies, four 250 VAC, 20 Amp power cords and four PDU power cords, firmware accessory kit and documentation. Supports up to eleven optional expansion port modules	QW927A
HP SN8000C 9-Slot Supervisor 2A Director NOTE: Base unit includes a 14U, nine slot chassis, fans, dual Supervisor 2A modules, dual 3000W AC power supplies, two 250 VAC, 20 Amp power cords and two PDU power cords, firmware, accessory kit and documentation. Supervisor modules use 2 slots leaving up to seven slots for optional expansion port modules.	AE389C
HP SN8000C 6-Slot Supervisor 2A Director NOTE: Base unit includes a 7U, 6 slot chassis, fans, dual supervisor 2A modules, dual AC power supplies, two 250 VAC 16 Amp power cords and two PDU power cords, firmware, accessory kit and documentation. Supervisor modules use 2 slots leaving slots for up to four optional expansion port modules.	AE388C

*** Appropriate country power cords and PDU cords will be included for each AC power supply for the SN8000C Directors based on Ship To destination information.*

Step 2 - Options

Select each type of required options with quantities specified:

NOTE: For a complete list of supported switching modules in the SN8500C Director, please refer to the C-series FC Switch Connectivity Stream on the Single Point of Connectivity Knowledge (SPOCK) website at:
<http://www.hp.com/storage/spock>

Model Description	Part Number
<u>8Gb Fibre Channel Options</u> NOTE: NX-OS requires SN8000C Supervisor 2 or 2A or later	
HP SN8000C 8Gb 32-Port Advanced Fibre Channel Module NOTE: SFPs required; supports 4, 8 and 10Gb SFPs, 32-Port and 48-Port Advanced Fibre Channel Modules require MDS 9513 Fabric 3 Modules	QW924A
HP SN8000C 8Gb 48-Port Advanced Fibre Channel Module NOTE: SFPs required; supports 4, 8 and 10Gb SFPs, 32-Port and 48-Port Advanced Fibre Channel Modules require MDS 9513 Fabric 3 Modules	QW925A
MDS 9000 8Gb FC SFP+ Short Range Transceiver	AJ906A
MDS 9000 8Gb FC SFP+ Long Range Transceiver	AJ907A
<u>4Gb Fibre Channel Options</u>	
HP MDS 9000 4Gb FC SFP, 4 pack, Short Range XCVR	AE379A
HP MDS 9000 4Gb FC SFP, Long Wave XCVR	AE380A

10Gb Fibre Channel Options



Configuration Information

HP SN8000C 8Gb 32-Port Advanced Fibre Channel Module NOTE: SFPs required; maximum of 24 10Gb FC SFPs allowed with each Advanced FC Module	QW924A
HP SN8000C 8Gb 48-Port Advanced Fibre Channel Module NOTE: SFPs required; maximum of 24 10Gb FC SFPs allowed with each Advanced FC Module	QW925A
HP C-series 10Gb Fibre Channel Short Wave SFP+ Transceiver NOTE: Maximum of 24 10Gb FC SW SFP+s allowed per Advanced FC Module	QW928A
HP C-series 10Gb Fibre Channel Long Wave SFP+ Transceiver NOTE: Maximum of 24 10Gb FC LW SFP+s allowed per Advanced FC Module	QW929A

FCIP and iSCSI Solutions

1 GB Ethernet & 1/2 GB short wave SFP, LC (Optical Transceiver)	A7487A
HP MDS 9500 MPS 18/4 FCIP Module LTU, required for FCIP operation with AG852B	T5413A

Optional Software Licenses

HP StoreFabric SN8000C Enterprise Package License NOTE: Set of advanced traffic-engineering and advanced security features; required for Inter-VSAN routing, QoS management, IPsec security, LUN zoning, encryption, and individual port security	A7517A
HP StoreFabric SN8000C Data Center Network Manager LTU NOTE: Manages multiple fabrics and monitors performance and traffic statistics	TC368A
Cisco MDS 9500 Mainframe FICON Security License To Use (LTU) NOTE: Required for each Switch used for FICON Plus prerequisite HP C&I Service HA546A1 NOTE: For XP Array configurations only, plus HP Services Installation and Startup Statement of Work is required	T4408A

Installation Services

For complete design and implementation of Fibre Channel, FCoE, FCIP, SAS, and iSCSI SAN connectivity components, select **HP Enhanced Implementation Service for SANs**

For basic hardware installation, select the service noted below. **NOTE:** 1 per switch

Product	Description	Installation	
AE388C	HP SN8000C 6-Slot SUP2A Director Switch	MDS 9506/9509/SN8500C Install	HA113A1#5D1
AE389C	HP SN8000C 9-Slot SUP2A Director Switch	MDS 9506/9509/SN8500C Install	HA113A1#5D1
QW927A	HP SN8000C 13-Slot SUP2A Director Switch	MDS 9506/9509/SN8500C Install	HA113A1#5D1

Configuration Information

Step 3 - Additional Options

Recommended Cables

PremierFlex OM4+ type cables

HP Premier Flex LC/LC Multi-mode OM4 2 fiber 1m Cable	QK732A
HP Premier Flex LC/LC Multi-mode OM4 2 fiber 2m Cable	QK733A
HP Premier Flex LC/LC Multi-mode OM4 2 fiber 5m Cable	QK734A
HP Premier Flex LC/LC Multi-mode OM4 2 fiber 15m Cable	QK735A
HP Premier Flex LC/LC Multi-mode OM4 2 fiber 30m Cable	QK736A
HP Premier Flex LC/LC Multi-mode OM4 2 fiber 50m Cable	QK737A

HP OM3 LC-LC Optical Cables

HP LC to LC Multi-mode OM3 2-Fiber 0.5m 1-Pack Fiber Optic Cable	AJ833A
HP LC to LC Multi-mode OM3 2-Fiber 1.0m 1-Pack Fiber Optic Cable	AJ834A
HP LC to LC Multi-mode OM3 2-Fiber 2.0m 1-Pack Fiber Optic Cable	AJ835A
HP LC to LC Multi-mode OM3 2-Fiber 5.0m 1-Pack Fiber Optic Cable	AJ836A
HP LC to LC Multi-mode OM3 2-Fiber 15.0m 1-Pack Fiber Optic Cable	AJ837A
HP LC to LC Multi-mode OM3 2-Fiber 30.0m 1-Pack Fiber Optic Cable	AJ838A
HP LC to LC Multi-mode OM3 2-Fiber 50.0m 1-Pack Fiber Optic Cable	AJ839A

Technical Specifications

Fibre Channel standards and revisions

- Fibre Channel Protocols
- FC-PH, Revision 4.3 (ANSI/INCITS 230-1994)
- FC-PH, Amendment 1 (ANSI/INCITS 230-1994/AM1 1996)
- FC-PH, Amendment 2 (ANSI/INCITS 230-1994/AM2-1999)
- FC-PH-2, Revision 7.4 (ANSI/INCITS 297-1997) (ANSI/INCITS 269-1996)
- FCP-2, Revision 8 (ANSI/INCITS 350-2003)
- FC-SB-2, Revision 2.1 (ANSI/INCITS 349-2001)
- FC-SB-3, Revision 1.6 (ANSI/INCITS 374-2003)
- FC-PH-3, Revision 9.4 (ANSI/INCITS 303-1998)
- FC-PI, Revision 13 (ANSI/INCITS 352-2002)
- FC-FS, Revision 1.9 (ANSI/INCITS 373-2003)
- FC-AL, Revision 4.5 (ANSI/INCITS 272-1996)
- FC-AL-2, Revision 7.0 (ANSI/INCITS 332-1999)
- FC-AL-2, Amendment 1 (ANSI/INCITS 332-1999/AM1-2003)
- FC-SW-2, Revision 5.3 (ANSI/INCITS 355-2001)
- FC-SW-3, Rev. 6.6 (ANSI/INCITS 384-2004)
- FC-GS-3, Revision 7.01 (ANSI/INCITS 348-2001)
- FC-GS-4, Rev. 7.91 (ANSI/INCITS 387-2004)
- FC-BB-2, Rev. 6.0 (ANSI/INCITS 372-2003)
- FCP, Revision 12FC-VI, Revision 1.84 (ANSI/INCITS 357-2002)
- FC-FLA, Revision 2.7 (INCITS TR-20-1998)
- FC-PLDA, Revision 2.1 (INCITS TR-19-1998)
- FC-Tape, Revision 1.17 (INCITS TR-24-1999)
- FC-MI, Revision 1.92 (INCITS TR-30-2002)
- FC-SP, Revision 1.6
- FC-DA, Revision 3.1
- FC-SB-3, Amendment 1 (ANSI INCITS 374-2003/AM1-2007)
- FC-SB-4, Revision 3.0 (ANSI INCITS 466-2011)
- FC-BB-3, Revision 6.8 (ANSI INCITS 414-2006)
- FC-BB-4, Revision 2.7 (ANSI INCITS 419-2008)
- FC-BB-5, Revision 2.0 (ANSI INCITS 462-2010)
- IP over Fibre Channel (RFC 2625)
- Extensive IETF standards based TCP/IP, SNMPv3, and Remote Monitoring (RMON) MIBs
- Class of Service: Class 2, Class 3, Class F
- Fibre Channel standard port types: E, F, FL, B
- Fibre Channel enhanced port types: SD, ST, TE

SN800C 6-Slot Director Weights, Dimensions, Environmental, Power and Packaging

Diagnostics

- Power-On Self Testing POST
- Error detection, fault isolation, parity checking, illegal address check
- Remote diagnostic through Call Home troubleshooting features
- Displayed LEDs
- Redundant Power Supply

Compatibility

Fibre Channel protocols

Fibre Channel Protocols (FC-PH, Revision 4.3, FC-PH-2, Revision 7.4 FC-PH-3, Revision 9.4, FC-GS-2, Revision 5.3, FC-GS-3, Revision 7.01, FC-FLA, Revision 2.7, FC-FG, Revision 3.5, FC-SW-2, Revision 5.3, FC-AL, Revision 4.5, FC-AL-2, Revision 7.0, FC-PLDA, Revision 2.1, FC-VI, Revision 1.61, FCP, Revision 12,

Technical Specifications

		FCP-2, Revision 7a, FC-SB-2, Revision 2.1, FC-BB, Revision 4.7, FC-FS, Revision 1.7, FC-PI, Revision 13, FC-MI, Revision 1.99, FC-Tape, Revision 1.17)	
	Classes of service	Class 2, Class 3, Class F	
	Port types	E, F, FL	
	Internet standards	RFC 791 IPv4, RFC 793, 1323 TCP, RFC 894 IP/Ethernet, RFC 1041 IP/802, RFC 792, 950, 1256 ICMP, RFC 1323 TCP performance enhancements, RFC 2338 VRRP	
	Ethernet standards	IEEE 802.3z Gigabit Ethernet, IEEE 802.1Q VLAN	
	IP over Fibre Channel	RFC 2625	
	O/S Support	MDS NX-OS Release 5.x - Min. Revision	
Performance	Transfer Rate	<ul style="list-style-type: none"> ● 2/4/8 Gb/FC port ● 10 Gb/FC port ● 10/100/1000 Mb Ethernet ports 	
	Devices/Ports	<ul style="list-style-type: none"> ● 192 FC ports, 26 IP ports ● 12, 10 Gb Fibre Channel Ports 	
	Interface	<ul style="list-style-type: none"> ● 1/2/4/10 Gb FC ports ● 10/100 Mb Ethernet port (management) ● RS-232 RJ-45 console port ● DB-9 COM port 	
Connectors/Cables	Connectors	<ul style="list-style-type: none"> ● RJ-45 Interface Cable Connector ● LC-type-fiber optic SFP 	
	Cables	<ul style="list-style-type: none"> ● RJ-45 to RJ-45 rollover cable ● RJ-45 to DB-25 female DTE adapter (labeled "Terminal ") ● RJ-45 to DB-9 female DTE adapter (labeled "Terminal ") ● RJ-45 to DB-25 male DCE adapter (labeled "Modem") ● LC-type cable 	
Dimensions	Cable Lengths	2 meters, 5 meters, 15 meters, 30 meters, 50 meters	
	Description	Out-of-box	Shipping
	Base unit w/o ports	12.25 x 17.37 x 21.75 in (31.1 x 44.1 x 55.25 cm)	32 x 32 x 23 in (81.28 x 81.28 x 58.42 cm)
	Sup Compact Flash Disk	1.375 x 1.625 x 0.125 in	n/a
	1900W AC	7.125 x 7.75 x 14.625 in (18.1 x 19.7 x 37.15 cm)	n/a
Environment	Non-operating temp	-40° to 158° F (-40° to 70° C), ambient non-operating and storage	
	Non-operating Humidity	5 to 95%, ambient (non-condensing) non-operating and storage	
	Operating temp	32° to 104° F (-40° to 70° C), ambient operating	
	Operating Humidity	10 to 90%, ambient (non-condensing) operating	
Electrical	Nominal Line Voltage	1900W AC: 100 to 120 VAC, 200 to 240 VAC	
	Range Line Voltage	1900W AC: 100 to 132 VAC, 200 to 240 VAC	
	Line Frequency	1900W AC: 50 to 60 Hz (nominal) (±3% for full range)	
	Typical Input Current	1900W AC: 16A max at 200 VAC at 1900W output, 12A max at 100 VAC	

Technical Specifications

Power	1900W AC plug types: Argentina IRAM 2073 (12A), North America (1900W power supply) NEMA 5-15P (16A), Australia, New Zealand SAA/3 AS/NZS 3112-1993 (15A), Europe VIIG CEE (7)VII (16A), Italy 1/3/16 CEI 23-16 (16A), United Kingdom BS89/13 BS 1363/A (13A; replaceable fuse)	
LED Indicators (On front panel)	Supervisor	<ul style="list-style-type: none"> ● Status System Active/Standby Power Management Ethernet (management)
LED Indicators (On back)	Fan	<ul style="list-style-type: none"> ● Fan status
	Power Supply	Input OK Output OK Output Fail

NOTES:

1. Dimension convention is as follows:

- H (Height) is the vertical dimension when looking at the front of the component, as it would be seen in the chassis. Exception is the compact flash where H is when looking at the identification label on the part.
- W (Width) is the horizontal (left to right) dimension when looking at the front of the component, as it would be seen in the chassis. Exception is the compact flash where W is when looking at the identification label on the part.
- D (Depth) is the front to back dimension when looking at the front of the component, as it would be seen in the chassis. Exception is the compact flash where D is when looking at the identification label on the part.

2. Packaging dimensions are reference as if you were looking at the front of the chassis in the packaging, if you could see through the packaging.

SN8000C 9-Slot Director Weights, Dimensions Environmental, Power and Packaging

Diagnostics

- Power-On Self Testing POST
- Error detection, fault isolation, parity checking, illegal address check
- Remote diagnostic through Call Home troubleshooting features
- Displayed LEDs
- Redundant Power Supply

Compatibility

Fibre Channel protocols	Fibre Channel Protocols (FC-PH, Revision 4.3, FC-PH-2, Revision 7.4 FC-PH-3, Revision 9.4, FC-GS-2, Revision 5.3, FC-GS-3, Revision 7.01, FC-FLA, Revision 2.7, FC-FG, Revision 3.5, FC-SW-2, Revision 5.3, FC-AL, Revision 4.5, FC-AL-2, Revision 7.0 , FC-PLDA, Revision 2.1, FC-VI, Revision 1.61, FCP, Revision 12, FCP-2, Revision 7a, FC-SB-2, Revision 2.1, FC-BB, Revision 4.7, FC-FS, Revision 1.7, FC-PI, Revision 13 , FC-MI, Revision 1.99, FC-Tape, Revision 1.17)
Classes of service	Class 2, Class 3, Class F
Port types	E, F, FL standard SD, TE, TL enhanced
Internet standards	<ul style="list-style-type: none"> ● RFC 791 IPv4, RFC 793, 1323 TCP, RFC 894 IP/Ethernet, RFC 1041 IP/802, RFC 792, 950, 1256 ICMP, RFC 1323 TCP performance enhancements, RFC 2338 VRRP ● Extensive IETF-standards based TCP/IP, SNMPv3, and RMON MIBs
Ethernet standards	IEEE 802.3z Gigabit Ethernet, IEEE 802.1Q VLAN

Technical Specifications

	IP over Fibre Channel	RFC 2625	
	O/S Support	MDS NX-OS Release 5.x or higher	
Performance	Transfer Rate	8/4/2 Gb/FC port/1 Gb Ethernet port, 10 Gb Ethernet port	
	Devices/Ports	<ul style="list-style-type: none"> ● 336 FC ports ● 2/4/10 Gb Fibre Channel ports or 10/100/1000 Mb Ethernet ports 	
	Interface	<ul style="list-style-type: none"> ● 8/4/2 Gb FC ports ● 1,000 Mb Ethernet ports ● 10 Gb FC ports ● 10/100 Mb Ethernet port (management) ● RS-232 RJ-45 console port ● DB-9 COM port 	
Connectors/Cables	Connectors	<ul style="list-style-type: none"> ● RJ-45 Interface Cable Connector ● LC-type-fiber optic SFP 	
	Cables	<ul style="list-style-type: none"> ● RJ-45 to RJ-45 rollover cable ● RJ-45 to DB-25 female DTE adapter (labeled "Terminal ") ● RJ-45 to DB-9 female DTE adapter (labeled "Terminal ") ● RJ-45 to DB-25 male DCE adapter (labeled "Modem") ● LC-type cable 	
Dimensions	Description	Out-of-box	Shipping
	Base unit w/o ports	24.5 x 17.3 x 18.1 in (62.2 x 43.9 x 46.0 cm)	32 x 32 x 23 in (81.28 x 81.28 x 58.42 cm)
	Sup Compact Flash Disk	1.375 x 1.625 x 0.125 in	n/a
	Port Analyzer Adapter	1.125 x 6 x 4.5 in (2.9 x 15.2 x 11.4 cm)	4 x 8 x 11 in (10.2 x 20.32 x 28 cm)
	3000W AC	7.125 x 7.75 x 14.625 in (18.1 x 19.7 x 37.1 cm)	n/a
Weight - Power Supply	Between 22 lbs (9.9 kg) and 28 lbs (12.6 kg)		
Environment	Non-operating temp	-40° to 158° F (-40° to 70° C), ambient non-operating and storage	
	Non-operating Humidity	5 to 95%, ambient (non-condensing) non-operating and storage	
	Operating temp	32° to 104° F (-40° to 70° C), ambient operating	
	Operating Humidity	10 to 90%, ambient (non-condensing) operating	
Electrical	Nominal Line Voltage	3000W AC: 100 to 120 VAC, 200 to 240 VAC	
	Range Line Voltage	3000W AC: 100 to 132 VAC, 200 to 264 VAC	
	Line Frequency	3000W AC: 50 to 60 Hz (nominal) (±3% for full range)	
	Typical Input Current	3000W AC: 16A max at 200 VAC at 2500W output, 16A max at 100 VAC at 1300W output	
	Power	3000W AC plug types: International IEC 309 (20A), Europe CEE 7/7 (16A), North America (Non-locking) NEMA 6-20 plug (20A), North America (Locking) NEMA L6-20 plug (20A), Appliance coupler IEC 320 (16/20A)	
	LED Indicators (On front panel) (if applicable)	Generic	<ul style="list-style-type: none"> ● System ● Ethernet (management)
		Fan	<ul style="list-style-type: none"> ● Fan status

Technical Specifications

	Switching Module	<ul style="list-style-type: none"> ● Status ● Speed ● Link
LED Indicators (On back)	Power Supply	<ul style="list-style-type: none"> ● Input OK ● Output OK ● Output Fail

NOTES:

1. Dimension convention is as follows:

- H (Height) is the vertical dimension when looking at the front of the component, as it would be seen in the chassis. Exception is the compact flash where H is when looking at the identification label on the part.
- W (Width) is the horizontal (left to right) dimension when looking at the front of the component, as it would be seen in the chassis. Exception is the compact flash where W is when looking at the identification label on the part.
- D (Depth) is the front to back dimension when looking at the front of the component, as it would be seen in the chassis. Exception is the compact flash where D is when looking at the identification label on the part.

2. Packaging dimensions are reference as if you were looking at the front of the chassis in the packaging, if you could see through the packaging.

SN800C 13-Slot Director Weight, Dimensions, Environmental, Power and Packaging

Diagnostics	<ul style="list-style-type: none"> ● Power-On Self Testing POST ● Error detection, fault isolation, parity checking, illegal address check ● Remote diagnostic through Call Home troubleshooting features ● Displayed LEDs ● Redundant Power Supply
Compatibility	<p>Classes of service Class 2, Class 3, Class F</p> <p>Port types E, F, FL standard SD, TE, TL enhanced</p> <p>Internet standards</p> <ul style="list-style-type: none"> ● RFC 791 IPv4, RFC 793, 1323 TCP, RFC 894 IP/Ethernet, RFC 1041 IP/802, RFC 792, 950, 1256 ICMP, RFC 1323 TCP performance enhancements, RFC 2338 VRRP ● Extensive IETF-standards based TCP/IP, SNMPv3, and RMON MIBs <p>Ethernet standards IEEE 802.3z Gigabit Ethernet, IEEE 802.1Q VLAN</p> <p>IP over Fibre Channel RFC 2625</p> <p>O/S Support MDS NX-OS Release 5.x or higher</p>
Performance	<p>Transfer Rate 2/4/8 & 10 Gb/FC port/1 Gb Ethernet Port</p> <p>Devices/Ports</p> <ul style="list-style-type: none"> ● Up to 528 FC ports ● 2/4//8/10 Gb Fibre Channel ports or 10/100/1000 Mb Ethernet ports <p>Interface</p> <ul style="list-style-type: none"> ● 8/4/2 Gb FC ports ● 1,000 Mb Ethernet ports ● 10 Gb FC ports ● 10/100 Mb Ethernet port (management) ● RS-232 RJ-45 console port ● DB-9 COM port
Connectors/Cables	<p>Connectors</p> <ul style="list-style-type: none"> ● RJ-45 Interface Cable Connector ● LC-type-fiber optic SFP

Technical Specifications

- Cables**
- RJ-45 to RJ-45 rollover cable
 - RJ-45 to DB-25 female DTE adapter (labeled "Terminal ")
 - RJ-45 to DB-9 female DTE adapter (labeled "Terminal ")
 - RJ-45 to DB-25 male DCE adapter (labeled "Modem")
 - LC-type cable

Dimensions

Description	Out-of-box	Shipping
Base unit w/o ports	24.5 x 17.37 x 28 in (62.3 x 44.1 x 71.1 cm)	42"L x 39"W x 39"H
16-port 1/2Gb port card	1.75 x 15.5 x 16.5 in (4.4 x 39.4 x 42 cm)	7.5 x 21.25 x 23 in (19.1 x 54 x 58.4 cm)
32-port 1/2Gb port card	1.75 x 15.5 x 16.5 in (4.4 x 39.4 x 42 cm)	7.5 x 21.25 x 23 in (19.1 x 54 x 58.4 cm)
FC-SW SFP, LC	0.25 x 0.5 x 2.5 in (0.6 x 1.3 x 6.4 cm)	n/a
FC-LW SFP, LC	0.25 x 0.5 x 2.5 in (0.6 x 1.3 x 6.4 cm)	n/a
Sup Compact Flash Disk	1.375 x 1.625 x 0.125 in (3.5 x 4.1 x 0.3 cm)	n/a
Port Analyzer Adapter	1.125 x 6 x 4.5 in (2.9 x 15.2 x 11.4 cm)	4 x 8 x 11 in (10.2 x 20.32 x 28 cm)

MDS 9513 Base Unit Weight

329 lbs (149.55 kg)

Environment

Non-operating temp	-40° to 158° F (-40° to 70° C), ambient non-operating and storage
Non-operating Humidity	5 to 95%, ambient (non-condensing) non-operating and storage
Operating temp	32° to 104° F (-40° to 70° C), ambient operating
Operating Humidity	10 to 90%, ambient (non-condensing) operating

Electrical

Nominal Line Voltage	6000W AC: 100 to 120 VAC, 200 to 240 VAC										
Range Line Voltage	6000W AC: 100 to 132 VAC, 200 to 264 VAC										
Line Frequency	6000W AC: 50 to 60 Hz (nominal) (±3% for full range)										
Typical Input Current	6000W AC: 16A max at 200 VAC at 2500W output, 16A max at 100 VAC at 1300W output										
Power	6000W AC plug types: International IEC 309 (20A), Europe CEE 7/7 (16A), North America (Non-locking) NEMA 6-20 plug (20A), North America (Locking) NEMA L6-20 plug (20A), Appliance coupler IEC 320 (16/20A)										
LED Indicators (On front panel) (if applicable)	<table border="0"> <tr> <td>Generic</td> <td> <ul style="list-style-type: none"> ● System ● Ethernet (management) </td> </tr> <tr> <td>Fan</td> <td> <ul style="list-style-type: none"> ● Fan status </td> </tr> <tr> <td>Switching Module</td> <td> <ul style="list-style-type: none"> ● Status ● Speed ● Link </td> </tr> <tr> <td>LED Indicators (On back)</td> <td> <table border="0"> <tr> <td>Power Supply</td> <td> <ul style="list-style-type: none"> ● Input OK ● Output OK ● Output Fail </td> </tr> </table> </td> </tr> </table>	Generic	<ul style="list-style-type: none"> ● System ● Ethernet (management) 	Fan	<ul style="list-style-type: none"> ● Fan status 	Switching Module	<ul style="list-style-type: none"> ● Status ● Speed ● Link 	LED Indicators (On back)	<table border="0"> <tr> <td>Power Supply</td> <td> <ul style="list-style-type: none"> ● Input OK ● Output OK ● Output Fail </td> </tr> </table>	Power Supply	<ul style="list-style-type: none"> ● Input OK ● Output OK ● Output Fail
Generic	<ul style="list-style-type: none"> ● System ● Ethernet (management) 										
Fan	<ul style="list-style-type: none"> ● Fan status 										
Switching Module	<ul style="list-style-type: none"> ● Status ● Speed ● Link 										
LED Indicators (On back)	<table border="0"> <tr> <td>Power Supply</td> <td> <ul style="list-style-type: none"> ● Input OK ● Output OK ● Output Fail </td> </tr> </table>	Power Supply	<ul style="list-style-type: none"> ● Input OK ● Output OK ● Output Fail 								
Power Supply	<ul style="list-style-type: none"> ● Input OK ● Output OK ● Output Fail 										

Technical Specifications

NOTES:

1. Dimension convention is as follows:

- H (Height) is the vertical dimension when looking at the front of the component, as it would be seen in the chassis. Exception is the compact flash where H is when looking at the identification label on the part.
- W (Width) is the horizontal (left to right) dimension when looking at the front of the component, as it would be seen in the chassis. Exception is the compact flash where W is when looking at the identification label on the part.
- D (Depth) is the front to back dimension when looking at the front of the component, as it would be seen in the chassis. Exception is the compact flash where D is when looking at the identification label on the part.

2. Packaging dimensions are reference as if you were looking at the front of the chassis in the packaging, if you could see through the packaging.

© Copyright 2014 Hewlett-Packard Development Company, L.P.

The information contained herein is subject to change without notice.

The only warranties for HP products and services are set forth in the express warranty statements accompanying such products and services. Nothing herein should be construed as constituting an additional warranty. HP shall not be liable for technical or editorial errors or omissions contained herein.